



REOPENING OUR SCHOOLS

Regular Board Meeting January 14, 2021





COVID-19 UPDATE AND MITIGATION STRATEGIES |

COVID-19 – School Reopening: Indicators to Inform Decision Making



Clark County as 01/11/2021

Indicators	Lowest risk of transmission in schools	Lower risk of transmission in schools	Moderate risk of transmission in schools	Higher risk of transmission in schools	Highest risk of transmission in schools
Number of new cases per 100,000 persons within the last 14 days	<5	5 to <20	20 to <50	50 to ≤ 200	>200 955.2 in Clark County
Percentage of RT-PCR tests that are positive during the last 14 days	<3%	3% to <5%	5% to <8%	8% to ≤ 10%	>10% 22.9% in Clark County
**Percentage change in new cases per 100,000 population	<-10%	-10% to <-5%	-5% to <0%	0% to ≤ 10%	>10% 10.2% increase in Clark County

3

EMPLOYEE COVID-19 TESTING AND ILLNESS MONITORING



T.I.E.S. program concluded on 12/31/2020, and funding was not provided for renewal.

No-cost testing opportunities remain for CCSD staff at UMC locations and the Las Vegas Convention Center.



SNHD guidance recommends a monitoring program to open schools.

Emocha is still available for staff to monitor health until the best option is determined.

EMPLOYEE COVID-19 VACCINE

Partnership with state and local officials regarding the availability of the vaccine to all employees

Employee COVID-19 vaccine policy development

Collaboration with bargaining groups

Vaccine tracking system to document which employees have been vaccinated

Employee survey regarding vaccination available 1/11/21 through 1/15/21



ACADEMICS |

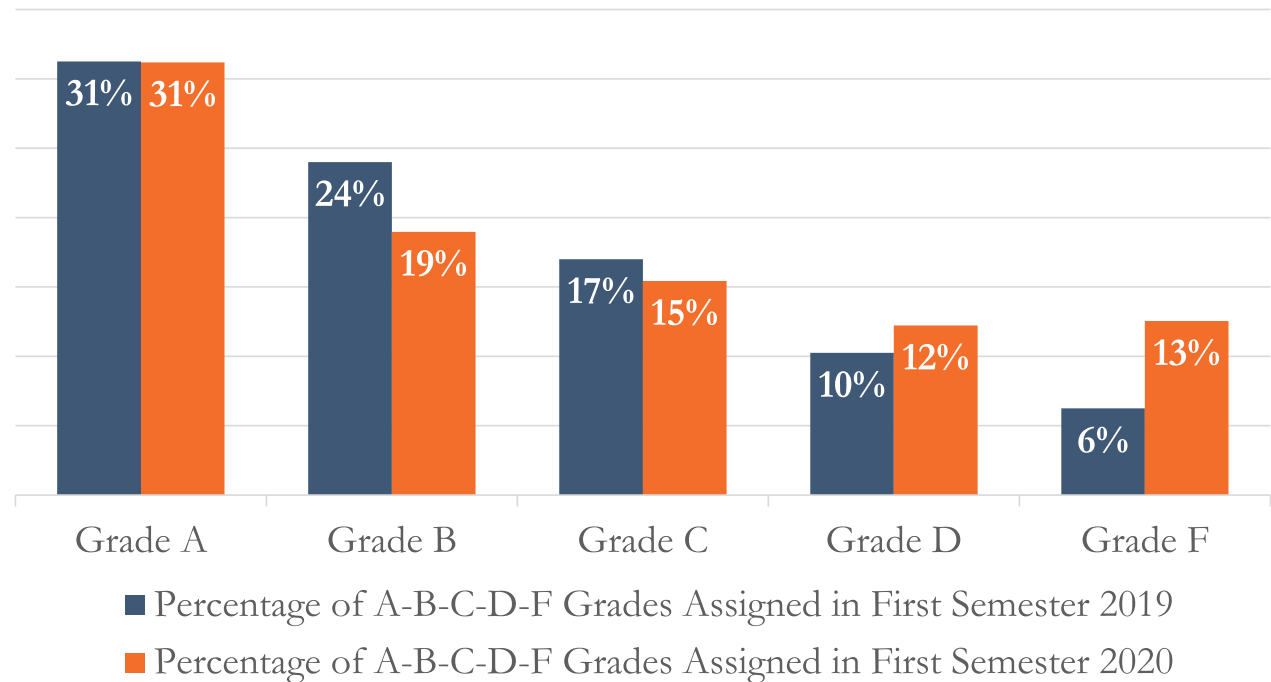
FIRST SEMESTER GRADE DISTRIBUTION

First Semester Grade Distribution

90.4% of comprehensive schools* assigned **more Grade Fs** this year than the previous year.

77.2% of comprehensive schools* assigned **more Grade Ds** this year than the previous year.

11.2% of students who received a Grade F in Fall 2020 earned all **As and Bs** in Fall 2019.

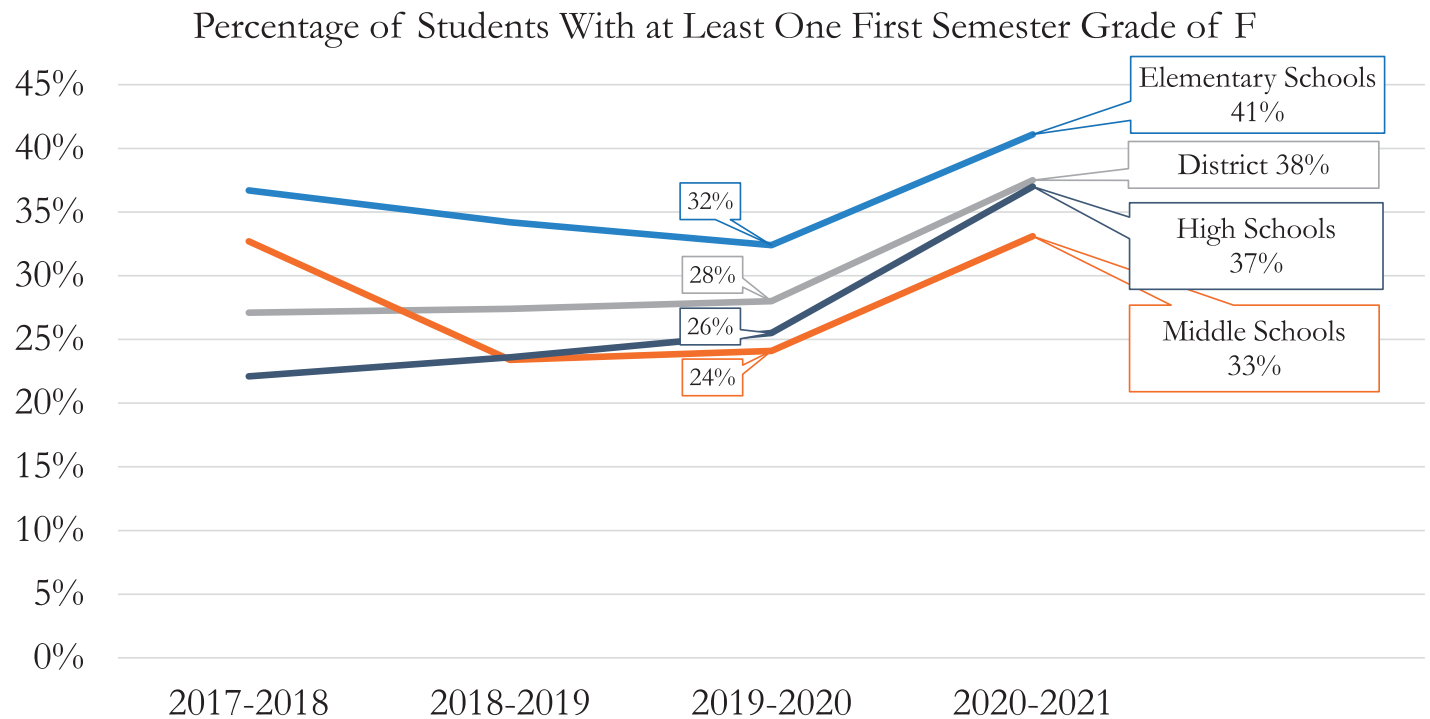


** Does not include behavior schools, special schools, or CCSD-sponsored charter schools.*

Does not include schools using the grading scale of 4 to 1 or "no mark" grades.

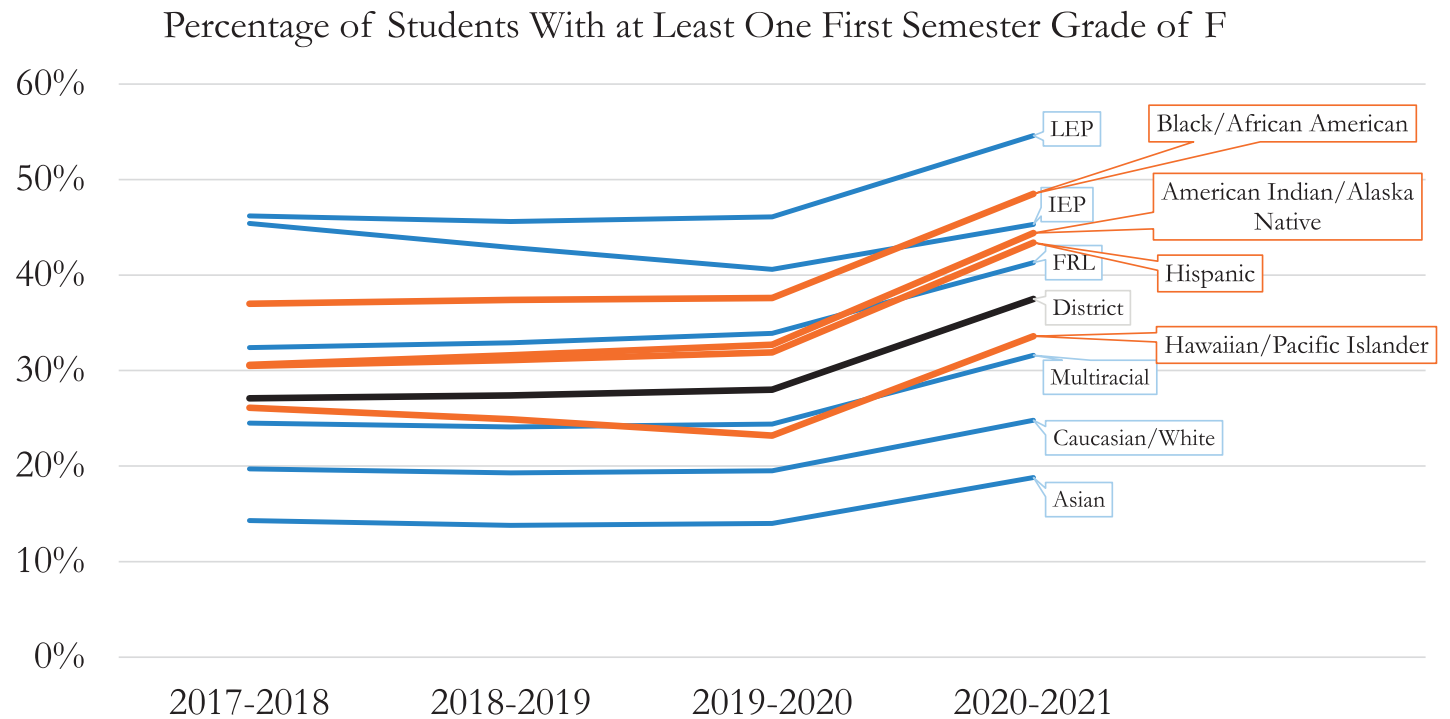
FIRST SEMESTER GRADE DISTRIBUTION

The percentage of students with at least one first semester grade of F increased districtwide by approximately 10 percentage points.



FIRST SEMESTER GRADE DISTRIBUTION

The percentage of students with at least one first semester grade of F increased for all student groups with **some groups** increasing at a greater rate than others.



ACADEMIC SUPPORT

Educators

- Tiered Interventions
- Wellness Checks
- Virtual Office Hours
- Parent-Student-Teacher Communication
- Small-Group Instruction
- Streamlined Schedules

Systems and Structures

- Grading Policy/Regulation Review
- Project-Based Learning
- Competency-Based Learning



SOCIAL-EMOTIONAL WELLBEING |

MULTIDISCIPLINARY LEADERSHIP TEAMS

Lifeline Pilot
launched at 12
voluntary schools.

November 9, 2020

Panorama Education
assessment begins
with Lifeline Pilot
schools.

November 16, 2020

MLT indicator tab
training and access
to all schools.

December 9, 2020

68 pilot schools
trained on Panorama
Education and the
Lifeline Toolkit.

December 14, 2020

MLT indicator tab
construction
initiated and tested
with pilot schools.

November 15, 2020

Connection Line
established for
student access.

November 25 –
November 29, 2020
and December 19,
2020 – January 3, 2021

Board of School
Trustees - Panorama
Education
assessment approval.

December 10, 2020

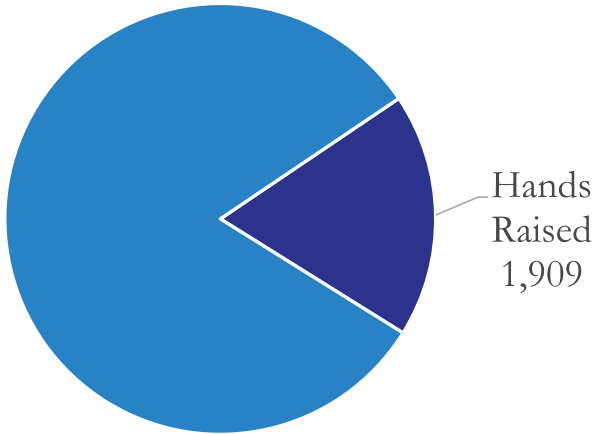
Panorama
Education staff
survey window.

December 14,
2020 – January
29, 2021

12

SOCIAL-EMOTIONAL WELLBEING INDICATORS

Total Panorama Surveys Completed by
Students
10,419



Reflects the initial 12 Lifeline Pilot Schools through January 8, 2021.

4,058 Referrals

4,359 Virtual Wellness Checks

1,403 In-Person Wellness Checks

30 Suicide Protocols

Reflects referrals and interventions at all 68 Lifeline Pilot Schools through January 10, 2021.

SOCIAL-EMOTIONAL WELLBEING INDICATORS

Connection Line

- Thanksgiving Break:
14 Calls
- Winter Break:
53 Calls

Panorama Staff Survey Participation Rates as of January 8, 2021

- Administrators
43.1%
- Licensed Professionals
34.8%
- Police
22.4%
- Support Professionals
29.5%

Panorama Staff Survey Results

- The survey is not yet closed.
- Emerging themes reflect both successes and areas of growth among all employee groups.



IMPROVING DISTANCE EDUCATION |

IMPROVING DISTANCE EDUCATION

Professional Learning and Supports

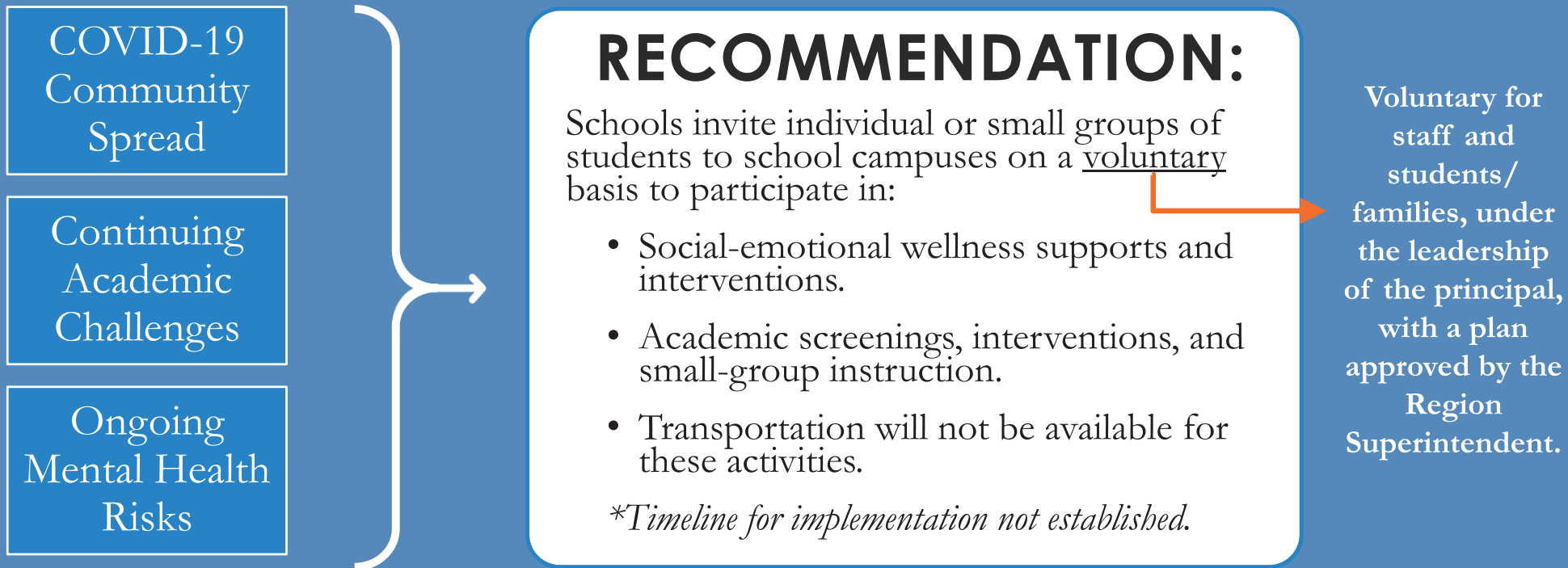
- Canvas Courses for All Educators
- Live Webinar Sessions
- Live Support Hours
- Content Area Distance Education Leader Sessions
- Academic Unit Meetings
- Achieve3000 Principal Speaker Series
- Distance Learning Resource Videos for Educators
- Distance Education Resources Website
- Supplemental Digital Learning Resources

IMPROVING DISTANCE EDUCATION

Upcoming Professional Learning and Supports

- The Distance Learning Playbook for School Administrators
- Instructional Observation Tool for Distance Learning
- Canvas Champion Professional Learning Series
- Canvas Consultant Support*
- Teaching Channel Plus*

**Pending approval of Title II professional development funds.*



Concept shared at the November 12, 2020, Regular Board Meeting as a Component of the Transition Timeline in the Plan to Transition to the Hybrid Instructional Model.



SUPERINTENDENT'S COMMENTS BOARD DISCUSSION AND QUESTIONS



BOARD OF SCHOOL TRUSTEES

Linda P. Cavazos, President
Irene A. Cepeda, Vice President
Evelyn Garcia Morales, Clerk
Lola Brooks, Member
Danielle Ford, Member
Lisa Guzmán, Member
Katie Williams, Member

Jesus F. Jara, Ed.D., Superintendent